

**PHILIPS**

**Xitanium**

**LED driver**



## Datasheet

### LED drivers – mini (DipSwitch)

Xitanium 20W/m 0.15-0.5A 44V DS I 230V

9290 028 80006

#### Enabling future-proof LED technology

Xitanium LED drivers are designed to operate LED solutions for general lighting applications.

#### Benefits

- High reliability underpinned by 5 year warranty
- Future-proof flexibility - application-oriented operating windows enable LED generation and complexity management
- Compatibility - can also be used for other manufacturers' modules or OEMs' own PCB designs

#### Features

- Easy current selection via dipswitch
- SELV

#### Application

- Retail

## Electrical input data

Specification item	Value	Unit	Condition
Rated input voltage range	220...240	V <sub>ac</sub>	Performance range
Rated input voltage	230	V <sub>ac</sub>	
Rated input frequency range	50...60	Hz	Performance range
Rated input current	0.1	A	@ rated output power @ rated input voltage
Rated input power	22	W	@ rated output power @ rated input voltage
Power factor	0.9		@ rated output power @ rated input voltage
Total harmonic distortion	20	%	@ rated output power @ rated input voltage
Efficiency	87	%	@ rated output power @ rated input voltage @ max. Uout
Rated input voltage DC range	186...250	V <sub>dc</sub>	Performance range; EOFI = 95%
Rated input current DC range	0.12...0.07	A <sub>dc</sub>	Performance range
Input voltage AC range	198...264	V <sub>ac</sub>	Operational range
Input frequency AC range	45...66	Hz	Operational range
Input voltage DC range	168...275	V <sub>dc</sub>	Operational range
Isolation input to output	SELV		

## Electrical output data

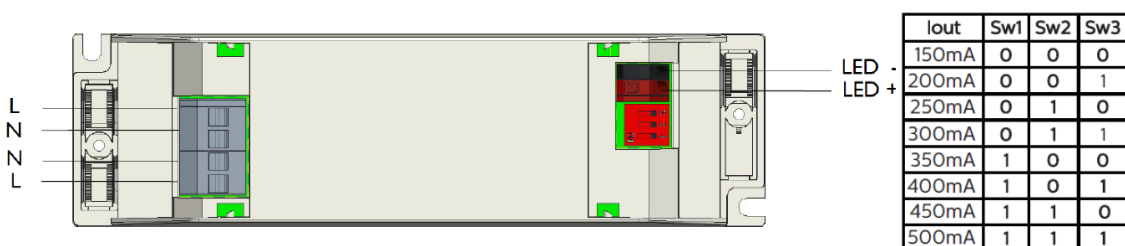
Specification item	Value	Unit	Condition
Regulation method	Constant Current		
Output voltage	5...44	V <sub>dc</sub>	500mA: 5 ... 38V
Output voltage max.	60	V	Maximum output voltage (rms)
Output current	0.15 / 0.5	A	Via dipswitch: 0.15/0.2/0.25/0.3/0.35/0.4/0.45/0.5A
Output current tolerance ±	5	%	
Output current ripple LF	≤ 4	%	Ripple = peak / average, < 3kHz
Output P <sub>st</sub> <sup>LM</sup>	≤ 1		In entire voltage range for each choice of output current
Output SVM	≤ 0.4		In entire voltage range for each choice of output current
Output power	0.75...20	W	Performance range: 6 ... 20W

## Electrical data controls input

Specification item	Value	Unit	Condition
Control method	Fixed		Output current can be set via dip switches

## Wiring and Connections

Specification item	Value	Unit	Type
Input wire cross-section	0.75...2.5	mm <sup>2</sup> / AWG	solid / stranded wire
Input wire strip length	10...11	mm	
Output wire cross-section	0.5...1.5	mm <sup>2</sup> / AWG	solid / stranded wire
Output wire strip length	8...9	mm	
Maximum cable length	2	m	CISPR15: between driver and LED module
Loop Through	Input		

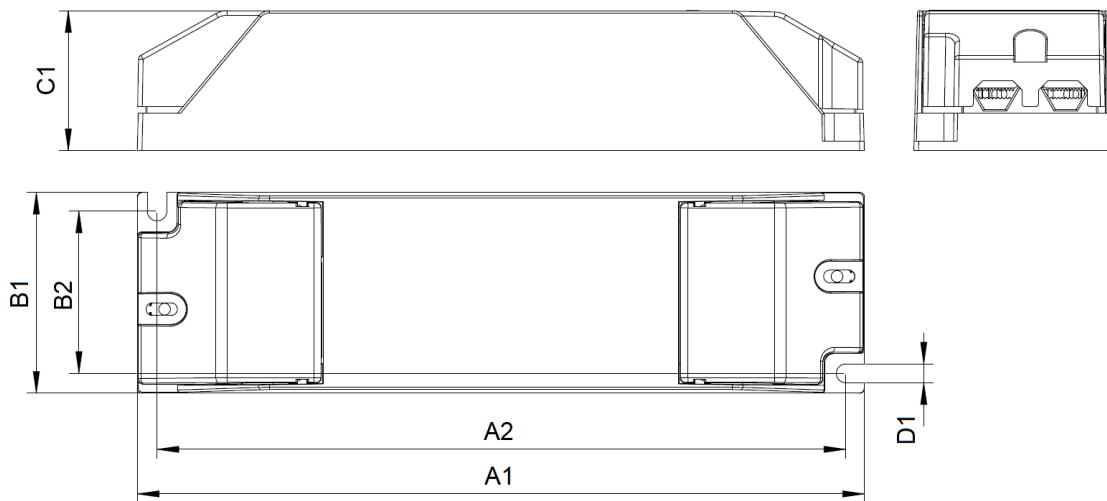


## Insulation

Insulation per IEC61347-1	Mains	LED output
Mains		SELV
LED output	SELV	

## Dimensions and weight

Specification item	Value	Unit	Tolerance (mm)
Length (A1)	156	mm	
Mounting hole distance (A2)	147.8	mm	
Width (B1)	43	mm	
Width (B2)	34.8	mm	
Height (C1)	30	mm	
Mounting hole diameter (D1)	4	mm	
Weight	120	gram	
Housing color	White (RAL 9016)		



## Logistical data

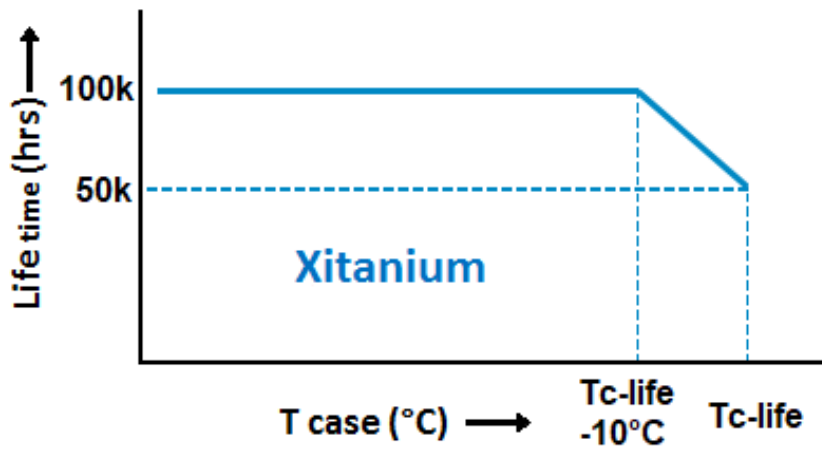
Specification item	Value
Product name	Xitanium 20W/m 0.15-0.5A 44V DS I 230V
EOC	871951439628900
Logistic code 12NC	9290 028 80006
EAN1 (GTIN)	8719514396289
EAN3 (box)	8719514396296
Pieces per box	40

## Operational temperatures and humidity

Specification item	Value	Unit	Condition
Ambient temperature	-20...+45	°C	Higher ambient temperature allowed as long as T <sub>case-max</sub> is not exceeded
T <sub>case-max</sub>	80	°C	Maximum temperature measured at T <sub>case-point</sub>
T <sub>case-life</sub>	80	°C	Measured at T <sub>case-point</sub>
Maximum housing temperature	110	°C	In case of a failure, inherent by design
Relative humidity	10...90	%	Non-condensing

## Lifetime

Specification item	Value	Unit	Condition
Driver lifetime	50,000	hours	Measured temperature at Tcase-point is Tcase-life. Maximum failures = 10%



## Storage temperature and humidity

Specification item	Value	Unit	Condition
Ambient temperature	-25...+85	°C	
Relative humidity	5...95	%	Non-condensing

## Programmable features

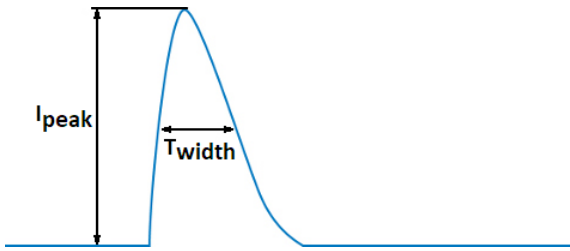
Specification item	Available	Default setting	Condition
Set Adjustable Output Current (AOC)	DipSwitch	150 mA	Set the output current via the dipswitch, see wiring diagram for an overview

## Features

Specification item	Value		Condition
Open load protection	Yes		Automatic recovering
Short circuit protection	Yes		Automatic recovering
Over power protection	Yes		Automatic recovering
Hot wiring	No		
Suitable for fixtures with protection class	I and II		per IEC60598

## Inrush current

Specification item	Value	Unit	Condition
Inrush current	14	A	Input voltage 230V
Inrush peak width	130	$\mu$ s	Input voltage 230 V, measured at 50% height
Drivers / MCB 16A type B	$\leq 65$	pcs	Indicative value



Please refer to the driver design in guide if you use other MCB-types.

## Surge immunity

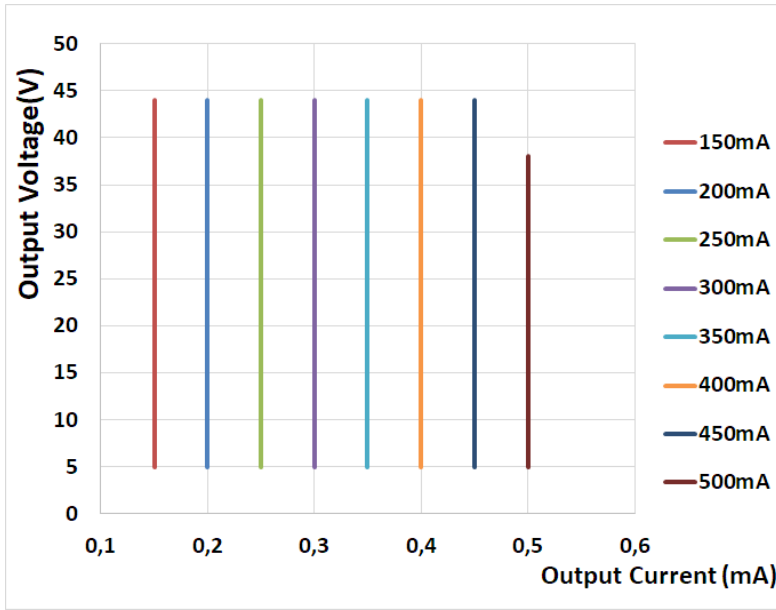
Specification item	Value	Unit	Condition
Mains surge immunity (diff. mode)	1	kV	L- N Acc. IEC61000-4-5. 2 Ohm, 1.2/50us, 8/20us
Mains surge immunity (comm. mode)	2	kV	L/N - PE Acc. IEC61000-4-5. 12 Ohm, 1.2/50us, 8/20us

## Application Info

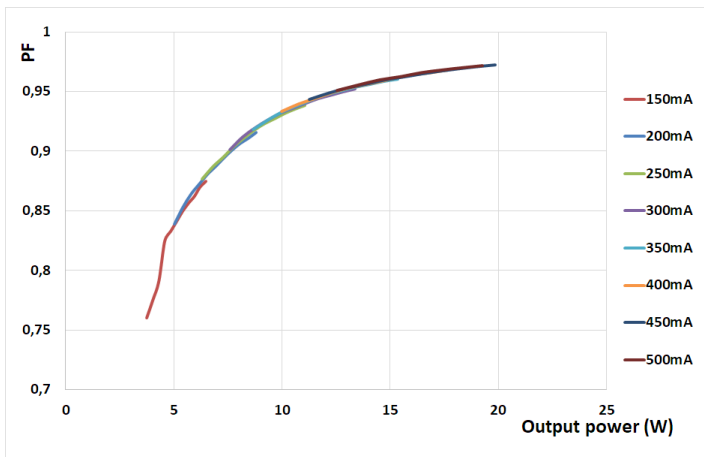
Specification item	Value
Approval marks	CCC / CE / Double-insulated / EL / ENEC / Independent / RCM / SELV / UKCA / WEEE
Ingress Protection classification (IP)	20
Noise and hum dB(A)	20
Application	Indoor Point
Mounting Type	Independent

## Graphs

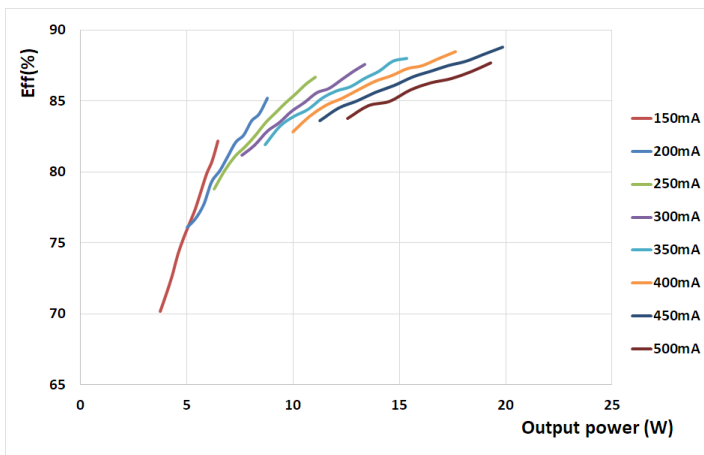
### Operating window



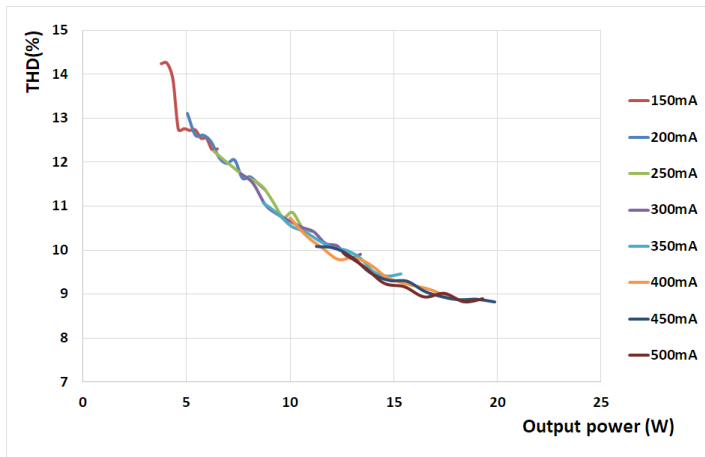
### Power factor versus output power



### Efficiency versus output power



## THD versus output power



©2021 Signify Holding, IBRS 10461, 5600 VB, NL. All rights reserved.  
UK importer address: Signify Commercial UK Limited, 3, Guildford Business Park, GU2 8XG.

The information provided herein is subject to change without notice. Signify does not give any representation or warranty as to the accuracy or completeness of the information included herein and shall not be liable for any action in reliance thereon. The information presented in this document is not intended as any commercial offer and does not form part of any quotation or contract, unless otherwise agreed by Signify.

Philips and the Philips Shield Emblem are registered trademarks of Koninklijke Philips N.V. All other trademarks are owned by Signify Holding or their respective owners.

Date of release: October 14, 2021 v1

[www.philips.com/oem](http://www.philips.com/oem)