

PLASTRA
PD, QPAR51



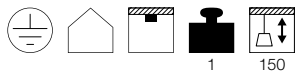
A-A++ Spektrum A++-E



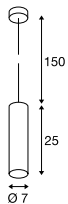
- Individuell gestaltbar mit Farben, Stickern & mehr

Produktangaben

230V ~50Hz
Material: Gips / Stahl



Maßzeichnung



Leuchtmittlempfehlung

GU10 5,5W 36°
2800K 420lm EEK=A+
6kWh/1000h
Art. Nr. 1001217



LED GU10 7W 25/40/55°
3000K 300lm EEK=A
7kWh/1000h
Art. Nr. 560603



Leuchtmittelangaben

max. 7W QPAR51

Variante	Art. Nr.
GU10 QPAR51 □ weiß	148042

ENOLA B
PD, QPAR51

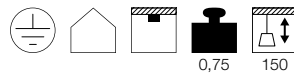


E-A++ Spektrum A++-E

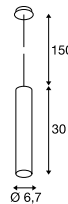


Produktangaben

220-240V ~50/60Hz
Material: Aluminium / Stahl



Maßzeichnung



Leuchtmittlempfehlung

GU10 5,5W 36°
2800K 420lm EEK=A+
6kWh/1000h
Art. Nr. 1001217



LED GU10 7W 25/40/55°
3000K 300lm EEK=A
7kWh/1000h
Art. Nr. 560603



Leuchtmittelangaben

max. 50W QPAR51

Variante	Art. Nr.
GU10 QPAR51 ■ schwarz	151850
GU10 QPAR51 □ weiß	151851
GU10 QPAR51 ■ gold	151853
GU10 QPAR51 ■ grau / schwarz	151854

