

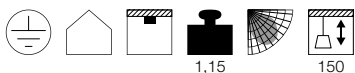
COMMO
PD, TCR-TSE

B-A++ Spektrum A++-E

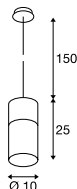


Produktangaben

230V ~50Hz
Material: Stahl / Glas



Maßzeichnung



Leuchtmittlempfehlung

GX53 7,5W 120°
3000K 620lm EEK=A+
8kWh/1000h
Art. Nr. 1001220



LED GX53 7,5W 25°
3000K 450lm EEK=A
8kWh/1000h
Art. Nr. 550082



Leuchtmittelangaben

max. 13W TCR-TSE

Variante	Art. Nr.
GX53 TCR-TSE	
■ chrom	149380

TONGA®
PD, E14

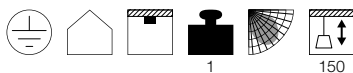


E-A++ Spektrum A++-E

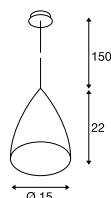


Produktangaben

220-240V ~50/60Hz
Material: Aluminium / Glas



Maßzeichnung



Leuchtmittlempfehlung

E14 3,4W 260°
3000K 250lm EEK=A+
4kWh/1000h
Art. Nr. 560362



LED E14 6,5W 280°
3000K 480lm EEK=A+
7kWh/1000h
Art. Nr. 560372



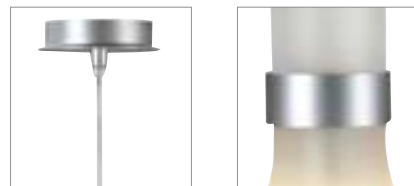
Leuchtmittelangaben

max. 60W C35
Ø: 5 cm max. L: 13 cm max.

Variante	Art. Nr.
E14 C35	
■ grau / glänzend milchig	133444

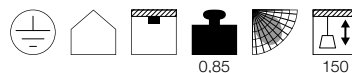
BIBA
PD, E14

E-A++ Spektrum A++-E

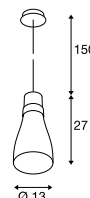


Produktangaben

230V ~50Hz
Material: Aluminium / Glas



Maßzeichnung



Leuchtmittlempfehlung

LED E14 6,5W 280°
3000K 480lm EEK=A+
7kWh/1000h
Art. Nr. 560372



Leuchtmittelangaben

max. 60W C35
Ø: 5 cm max. L: 13 cm max.

Variante	Art. Nr.
E14 C35	
■ aluminium / weiß	133464