

KARPO UP/DOWN WL

889

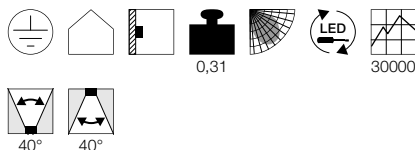
A-A++ Spektrum A++-E



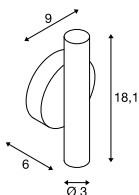
- Premium LED mit CRI>90

Produktangaben

100-240V ~50/60Hz | 450mA
Systemleistung: 10W
Material: Aluminium



Maßzeichnung



Variante	Art. Nr.
Up: 320lm 3000K CRI>90 Down: 320lm 3000K CRI>90	
■ schwarz	1000675
Up: 370lm 3000K CRI>90 Down: 370lm 3000K CRI>90	
□ weiß	1000676
Up: 340lm 3000K CRI>90 Down: 340lm 3000K CRI>90	
■ gold	1002174

ENOLA B WL, QPAR51

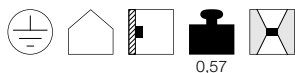
885

E-A++ Spektrum A++-E

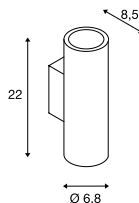


Produktangaben

230V ~50Hz
Material: Aluminium / Stahl



Maßzeichnung



Zubehörempfehlung

■ Zierring
Art. Nr. 151840

Leuchtmittlempfehlung

LED GU10 7,2W 36°
2700K 570lm EEK=A+
8kWh/1000h
Art. Nr. 560542

LED GU10 7,2W 36°
3000K 520lm EEK=A+
8kWh/1000h
Art. Nr. 1001561

Leuchtmittelangaben

2x max. 50W QPAR51
L: 8,5 cm max.

Variante	Art. Nr.
GU10 QPAR51	
■ schwarz	151800
GU10 QPAR51	
□ weiß	151801
GU10 QPAR51	
■ gold	151803
GU10 QPAR51	
■ grau / schwarz	151804

ASTINA UP/DOWN WL, QPAR51

884

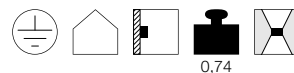
A-A++ Spektrum A++-E



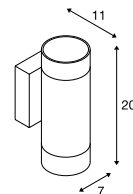
- Hochwertiges, satiniertes Glas

Produktangaben

220-240V ~50/60Hz
Material: Aluminium / Stahl



Maßzeichnung



Leuchtmittelangaben

2x max. 10W QPAR51

Variante	Art. Nr.
GU10 QPAR51	
□ matt weiß / matt weiß	1002931
GU10 QPAR51	
■ matt grau / matt grau	1002932
GU10 QPAR51	
■ matt schwarz / matt schwarz	1002933