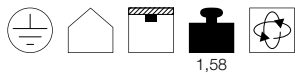


**KARDAMOD**  
CL, square, single, QPAR111



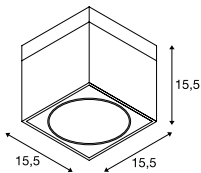
**Produktangaben**

230V ~50Hz  
Material: Stahl




1,58

**Maßzeichnung**

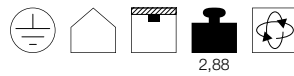


**KARDAMOD**  
CL, square, double, QPAR111



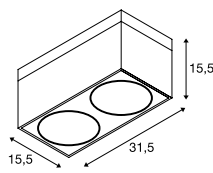
**Produktangaben**

230V ~50Hz  
Material: Stahl



2,88

**Maßzeichnung**



**Leuchtmittlempfehlung**

GU10 6,5W 38°  
2700K 390lm EEK=A+  
7kWh/1000h  
Art. Nr. 551882



LED GU10 6,5W 30°  
3000K 420lm EEK=A+  
7kWh/1000h  
Art. Nr. 551912



**Leuchtmittelangaben**

max. 75W QPAR111

Variante	Art. Nr.
GU10   QPAR111	
■ matt schwarz	117100
□ weiß	117101

**Leuchtmittlempfehlung**

LED GU10 13W 30°  
4000K 1300lm EEK=A+  
13kWh/1000h  
Art. Nr. 1001243



LED GU10 13W 140°  
4000K 1100lm EEK=A+  
13kWh/1000h  
Art. Nr. 1001245




**Leuchtmittelangaben**

2x max. 75W QPAR111

Variante	Art. Nr.
GU10   QPAR111	
■ matt schwarz	117110
□ weiß	117111



117101 274



117110 274