

**PARA CONE 14**  
1Ph., PD, QPAR51



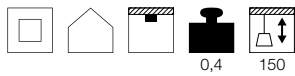
E-A++ Spektrum A+-E



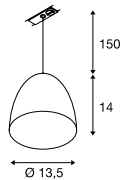
- Durch individuelle Zusammenstellung zur Leuchtenwolke kombinierbar

**Produktangaben**

230V ~50Hz  
Material: Aluminium



**Maßzeichnung**



**Leuchtmittlempfehlung**

LED GU10 7,2W 36°  
3000K 520lm EEK=A+  
8kWh/1000h  
Art. Nr. 1001563



LED GU10 5,5W 38°  
2700K 400lm EEK=A+  
6kWh/1000h  
Art. Nr. 1001030



**Leuchtmittelangaben**

max. 35W QPAR51

Variante	Art. Nr.
GU10   QPAR51	
■ glänzend schwarz	143990
GU10   QPAR51	
□ weiß	143991
GU10   QPAR51	
■ kupfer	1001968

**TONGA®**  
1Ph., PD, E14



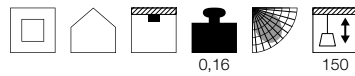
E-A++ Spektrum A++-E



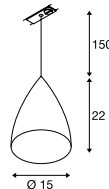
- Keramikschild

**Produktangaben**

220-240V ~50/60Hz  
Material: Aluminium / Glas



**Maßzeichnung**



**Leuchtmittlempfehlung**

E14 3,4W 260°  
3000K 250lm EEK=A+  
4kWh/1000h  
Art. Nr. 560362



LED E14 6,5W 280°  
3000K 480lm EEK=A+  
7kWh/1000h  
Art. Nr. 560372



**Leuchtmittelangaben**

max. 60W C35  
Ø: 5 cm max. L: 13 cm max.

Variante	Art. Nr.
E14   C35	
■ grau / glänzend milchig	143594

1001968 400



143594 400

