


**KADUX**  
EL, single, QPAR51

E-A++ Spektrum A++-E



**KADUX**  
EL, double, QPAR51

E-A++ Spektrum A++-E



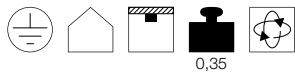
**KADUX**  
EL, triple, QPAR51

E-A++ Spektrum A++-E



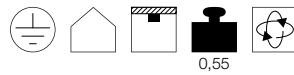
**Produktangaben**

230V ~50Hz  
Material: Aluminium / Stahl



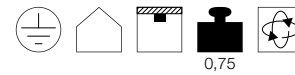
**Produktangaben**

230V ~50Hz  
Material: Aluminium / Stahl

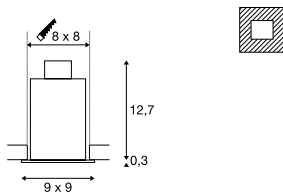


**Produktangaben**

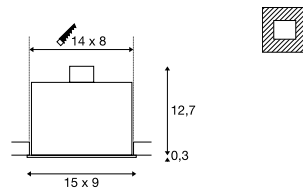
230V ~50Hz  
Material: Aluminium / Stahl



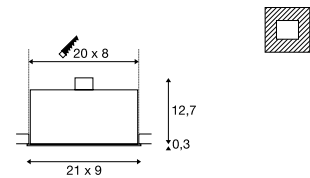
**Maßzeichnung**



**Maßzeichnung**



**Maßzeichnung**



**Hinweis**

Materialstärke Einbaufäche: 30 mm max

**Hinweis**

Materialstärke Einbaufäche: 30 mm max

**Hinweis**

Materialstärke Einbaufäche: 30 mm max

**Leuchtmittlempfehlung**

LED GU10 5,5W 38°  
2700K 400lm EEK=A+  
6kWh/1000h  
Art. Nr. 1001030

LED GU10 7,2W 36°  
2700K 570lm EEK=A+  
8kWh/1000h  
Art. Nr. 560542

**Leuchtmittlempfehlung**

GU10 5,5W 36°  
2800K 420lm EEK=A+  
6kWh/1000h  
Art. Nr. 1001217

LED GU10 5,6W 60°  
2200-6700K 350lm EEK=A+  
6kWh/1000h  
Art. Nr. 1001919

**Leuchtmittlempfehlung**

LED GU10 7,2W 36°  
4000K 540lm EEK=A+  
8kWh/1000h  
Art. Nr. 1001566

LED GU10 7,2W 36°  
3000K 520lm EEK=A+  
8kWh/1000h  
Art. Nr. 1001563

**Leuchtmittelangaben**

max. 50W QPAR51

**Leuchtmittelangaben**

2x max. 50W QPAR51

**Leuchtmittelangaben**

3x max. 50W QPAR51

Variante	Art. Nr.
GU10   QPAR51	
■ matt schwarz	115510
GU10   QPAR51	
□ matt weiß	115511
GU10   QPAR51	
▒ matt aluminium	115516

Variante	Art. Nr.
GU10   QPAR51	
■ matt schwarz	115520
GU10   QPAR51	
□ matt weiß	115521
GU10   QPAR51	
▒ matt aluminium	115526

Variante	Art. Nr.
GU10   QPAR51	
■ matt schwarz	115530
GU10   QPAR51	
□ matt weiß	115531
GU10   QPAR51	
▒ matt aluminium	115536