



115521 496

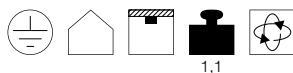
KADUX
EL, single, QPAR111

E-A++ Spektrum A++-E

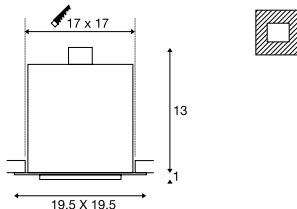


Produktangaben

230V ~50Hz
Material: Aluminium / Stahl



Maßzeichnung



Hinweis

Materialstärke Einbaufäche: 25 mm max

Leuchtmittlempfehlung

LED GU10 10W 38°
3000K 630lm EEK=A+
10kWh/1000h
Art. Nr. 1001029



LED GU10 7W 13°
3000K 660lm EEK=A+
8kWh/1000h
Art. Nr. 1001568



Leuchtmittelangaben

max. 75W QPAR111

Variante	Art. Nr.
GU10 QPAR111	
■ matt schwarz	115540
GU10 QPAR111	
□ matt weiß	115541
GU10 QPAR111	
□ matt aluminium	115546



115536 496

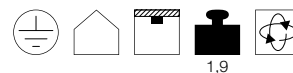
KADUX
EL, double, QPAR111

E-A++ Spektrum A++-E

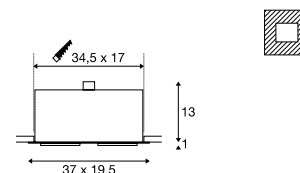


Produktangaben

230V ~50Hz
Material: Aluminium / Stahl



Maßzeichnung



Hinweis

Materialstärke Einbaufäche: 25 mm max

Leuchtmittlempfehlung

GU10 9W 25°
2700-6500K 765lm EEK=A+
9kWh/1000h
Art. Nr. 1001920



LED GU10 9W 40°
2700-6500K 765lm EEK=A+
9kWh/1000h
Art. Nr. 1001921



Leuchtmittelangaben

2x max. 75W QPAR111

Variante	Art. Nr.
GU10 QPAR111	
■ matt schwarz	115550
GU10 QPAR111	
□ matt weiß	115551
GU10 QPAR111	
□ matt aluminium	115556