


ROX UP/DOWN
WL, QPAR111



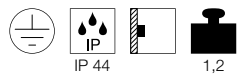
E-A++ Spektrum
A++-E



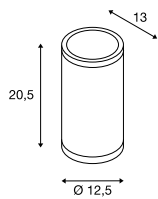
• Hochwertig gebürstete Oberfläche

Produktangaben

230V ~50Hz
Material: Aluminium / Glas



Maßzeichnung



Leuchtmittlempfehlung

LED GU10 10W 38°
3000K 630lm EEK=A+
10kWh/1000h
Art. Nr. 1001029



LED GU10 13W 30°
4000K 1300lm EEK=A+
13kWh/1000h
Art. Nr. 1001243



Leuchtmittelangaben

2x max. 50W QPAR111

Variante	Art. Nr.
GU10 QPAR111 gebürstet aluminium	1000334

ENOLA C UP/DOWN
WL

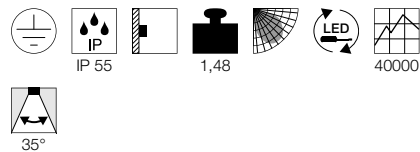


A-A++ Spektrum
A++-E

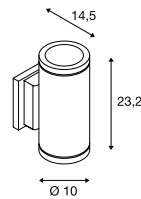


Produktangaben

220-240V ~50/60Hz | 500mA
Systemleistung: 23W
Material: Aluminium / Glas



Maßzeichnung




Zubehörempfehlung


Aufbaumontage Rahmen
Art. Nr. 233211
 Aufbaumontage Rahmen
Art. Nr. 233215



Variante	Art. Nr.
1800lm 3000K CRI>80 weiß	228521
1800lm 3000K CRI>80 anthrazit	228525



1000334 656



1000334 656