



**BIG THEO**  
CL, QPAR111

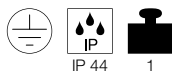


**SOCKET**  
INSIDE



**Produktangaben**

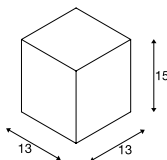
230V ~50Hz  
Material: Aluminium / Glas



IP 44

1

**Maßzeichnung**



**Leuchtmittlempfehlung**

LED GU10 6,5W 38°  
2700K 390lm  
7kWh/1000h  
Art. Nr. 551882



LED GU10 7,9W 40°  
4000K 760lm  
8kWh/1000h  
Art. Nr. 560724



**Leuchtmittelangaben**

max. 75W QPAR111

Variante	Art. Nr.
GU10   QPAR111 □ weiß	229551
GU10   QPAR111 ■ grau	229554
GU10   QPAR111 ■ anthrazit	229555

**BIG THEO**  
CL



**LED**  
INSIDE



**Produktangaben**

100-277V ~50/60Hz | 500mA  
Systemleistung: 21W  
Material: Aluminium / Glas



IP 44

1,3

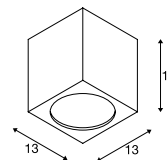
30000

24°



IK02

**Maßzeichnung**



Variante	Art. Nr.
2000lm   3000K   CRI>80 ■ anthrazit	234535